





DOS

COUVERTURE



CHEMISE À RABATS À VOILETS COLLÉS
Format A5 - Remplissage 1mm

gabarit echelle 1:

-  Fonds perdus
-  surface visible
-  Zone tranquille
-  Plis

Ne pas oublier de supprimer le gabarit
avant l'envoi de vos fichiers



The image shows a technical drawing of a mechanical part, possibly a bracket or a housing. The part is shown in a perspective view, with a light gray shaded area representing the main body. A blue outline indicates the overall shape, while a green outline shows a specific detail or cutout. A red dashed line indicates a fold or assembly line. The text "PARTIE NON VISIBLE APRÈS MONTAGE" is centered on the part, indicating that the area shown is not visible after assembly. A horizontal slot with rounded ends is visible on the lower part of the component.

**PARTIE NON VISIBLE
APRÈS MONTAGE**